

F

E

D

C

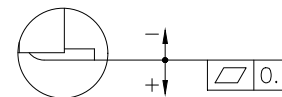
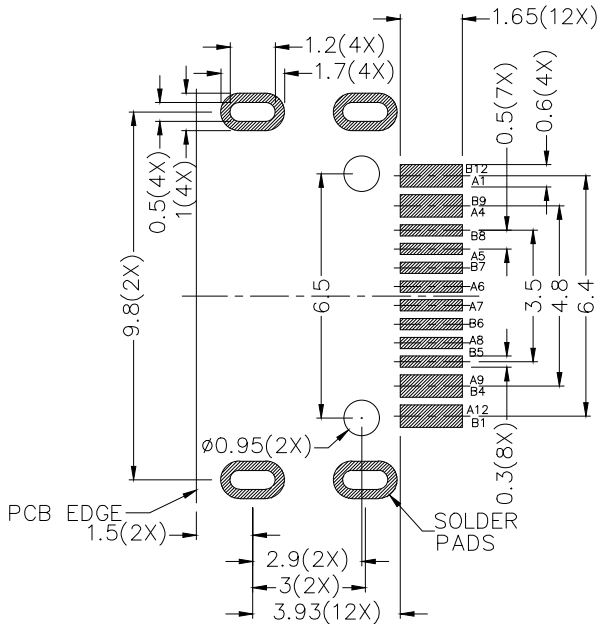
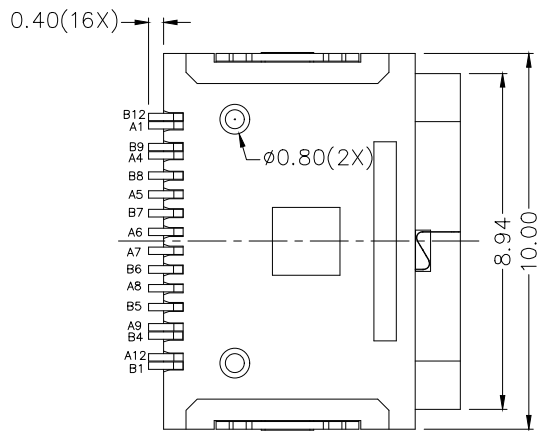
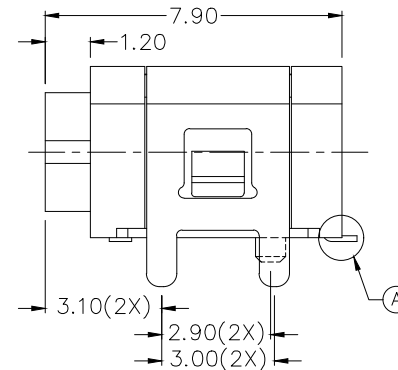
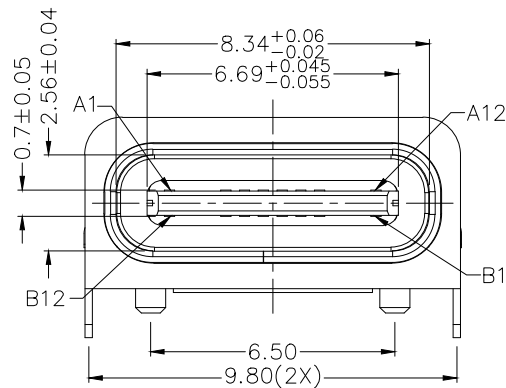
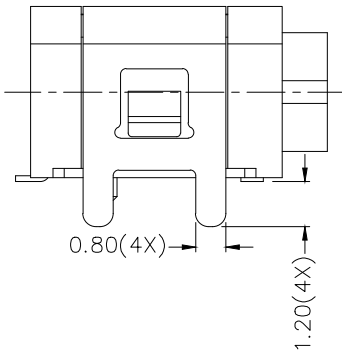
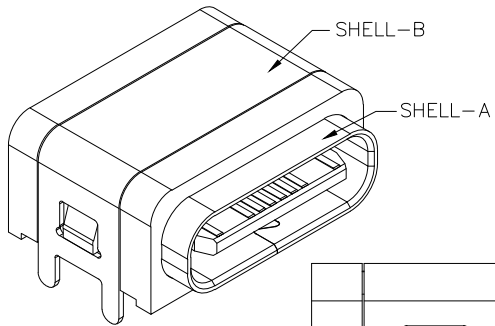
B

A

ZONE	SYMBOL	REVISION	APPROVAL	DATE
		UPDATE DRAWING	H.Q.ZHOU	10-6-2024



RoHS Compliant



A DETAIL COPLANARITY

PIN ASSIGNMENT (FRONT VIEW)

PIN NO.	A1	A2	A3	A4	A5	A6	A7	A8	A9	A10	A11	A12
	GND			Vbus	CC1	D+	D-	SBU1	Vbus			GND
PIN NO.	B12	B11	B10	B9	B8	B7	B6	B5	B4	B3	B2	B1
	GND			Vbus	SBU2	D-	D+	CC2	Vbus			GND

RECOMMENDED PCB LAYOUT TOLERANCE: ±0.05 (TOP VIEW)

DESCRIPTION	MATERIAL	PLATING
CONTACT	COPPER ALLOY	NICKEL PLATED ON ALL AREA, Au 1u" MIN ON CONTACT AND SOLDER AREA
SHELL-A	STAINLESS STEEL	NICKEL(Ni)
SHELL-B	STAINLESS STEEL	NICKEL(Ni)
MIDDLE PLATE	STAINLESS STEEL	
INSULATOR	HIGH TEMP. PLASTIC	COLOR: BLACK



LINKPLEX TECHNOLOGY LIMITED

PART NAME	WATERPROOF USB 2.0 TYPE-C (16 PIN) CONNECTOR	TOLERANCE UNLESS	0.0±0.35	UNIT:	mm	DESIGN	H.L.TAN	DATE	5-9-2022	SCALE	5:1
PART NO.	LWP-C102D	OTHERWISE SPECIFIED:	0.00±0.25 0.000±0.15			DRAWING	J.Q.ZHOU	DATE	10-6-2024	MATERIAL	
						CHECK	T.Y.LI	DATE	10-6-2024	DWG. NO.	TZ\WPC102D-A/3.0
						APPROVAL	H.Q.ZHOU	DATE	10-6-2024	SHEET	1/2

F

E

D

C

B

A

F

E

D

C

B

A

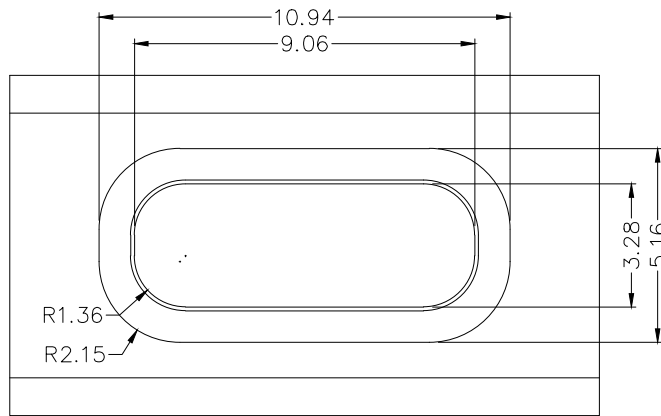
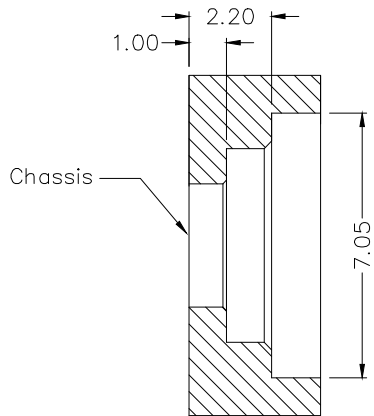


RoHS Compliant

ZONE	SYMBOL	REVISION	APPROVAL	DATE

1

1

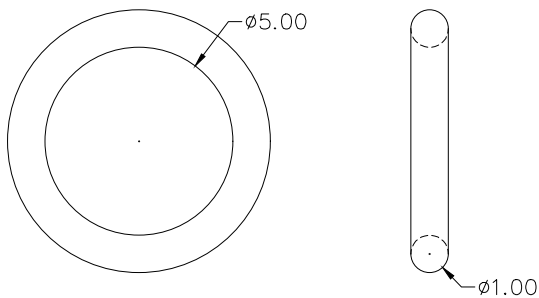


2

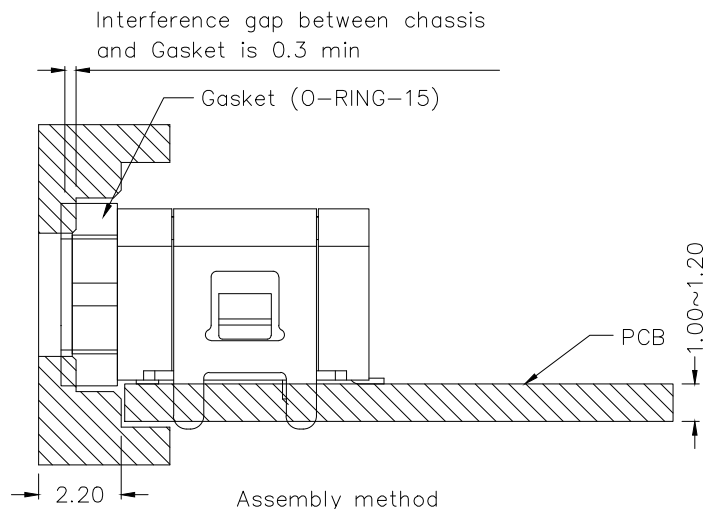
2

3

3



* Recommended Waterproof Gasket
Gasket Part No.: O-RING-15



4

4

LINKPLEX TECHNOLOGY LIMITED

DESIGN	H.L.TAN	DATE	5-9-2022	SCALE	5:1
DRAWING	J.Q.ZHOU	DATE	10-6-2024	MATERIAL	
CHECK	T.Y.LI	DATE	10-6-2024	DWG. NO.	TZ\WPC102D-A/3.0
APPROVAL	H.Q.ZHOU	DATE	10-6-2024	SHEET	2/2

PART NAME	WATERPROOF USB 2.0 TYPE-C (16 PIN) CONNECTOR	TOLERANCE UNLESS	0.0±0.35	UNIT:	mm
PART NO.	LWP-C102D	OTHERWISE SPECIFIED:	0.00±0.25 0.000±0.15		

F

E

D

C

B

A